



**AIR & WASTE MANAGEMENT**  
A S S O C I A T I O N  
S O U T H E R N S E C T I O N



# A&WMA Southern Section Meeting

## Mississippi Air Update

**September 13, 2019**

**Melissa Fortenberry**

**Air Toxics New Standards Branch**

**Mississippi Department of Environmental Quality**

**601.961.5556 [mfortenberry@mdeq.ms.gov](mailto:mfortenberry@mdeq.ms.gov)**

# 2015 Ozone NAAQS

- **Standard = 70 ppb**
- **Mississippi (all 82 counties) designated unclassifiable/attainment**
  - ❖ **Effective January 16, 2018**
- **Monitor ozone March 1-October 31**
  - ❖ **NCORE site in Jackson monitors year round**
- **Ozone forecast April 1 - October 31**

# 2016-2018 8-Hour Ozone Design Values

- Standard = 70 ppb
- Annual 4<sup>th</sup> highest daily 8-hour maximum, averaged over 3 years



## 2016-2019 8-Hour Ozone Design Values

County	2016	2017	2018	2019*	3-Year Average 2016 – 2018	3-Year Average 2017 – 2019*
Bolivar	64	59	69	62	*	*
DeSoto	66	60	69	62	65	63
Hancock	61	60	65	60	62	61
Harrison	63	64	68	60	65	64
Hinds NC	60	59	63	57	60	59
Hinds CC	63	59	68	64	63	63
Jackson	62	64	67	61	64	64
Lauderdale	58	55	62	58	58	58
Lee	61	55	60	61	58	58
Yalobusha	57	53	56	58	55	55

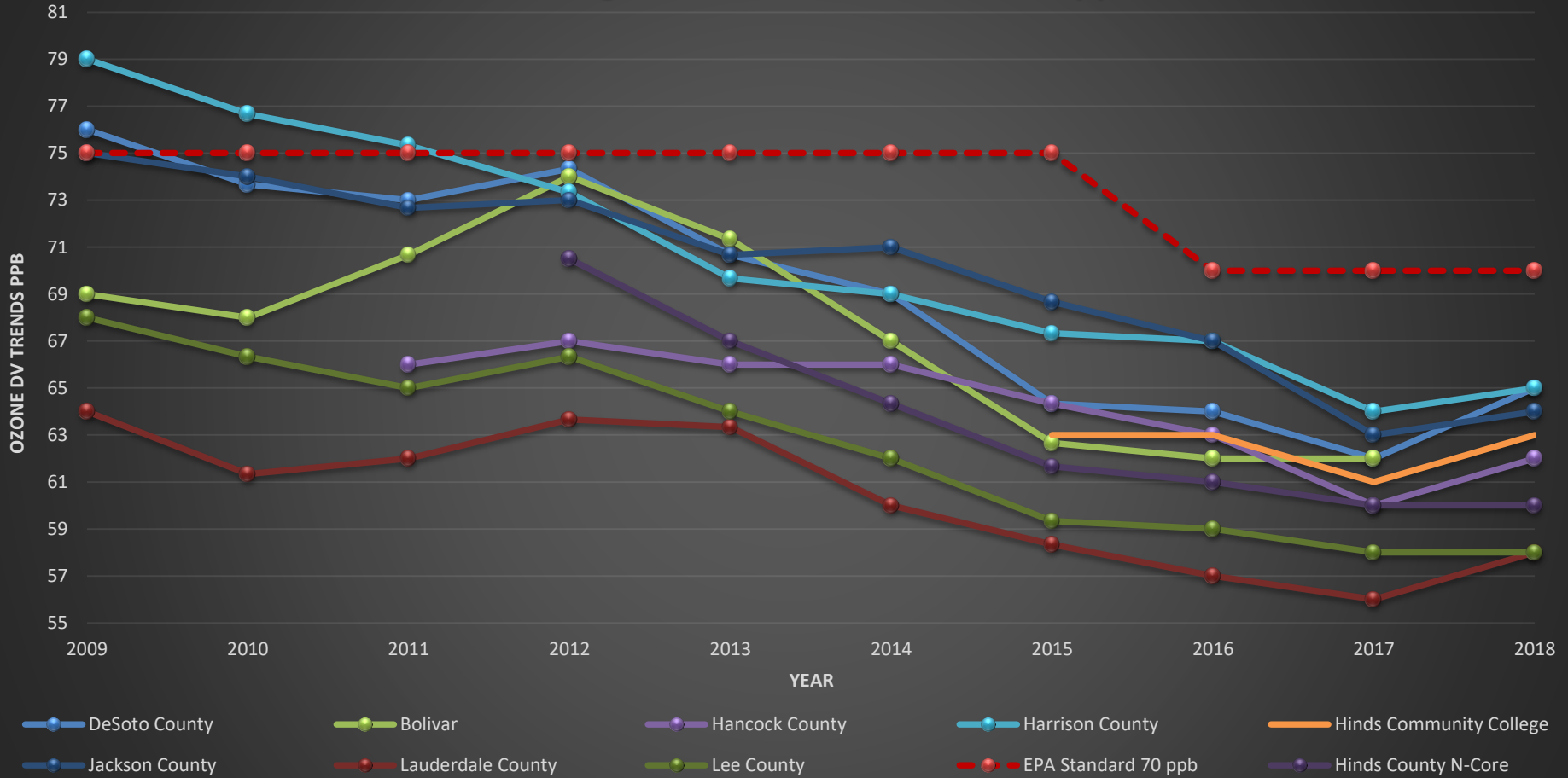
\*Incomplete Data

\*Moved Bolivar Co. Site in 2018 – New AQS Code, no DV.



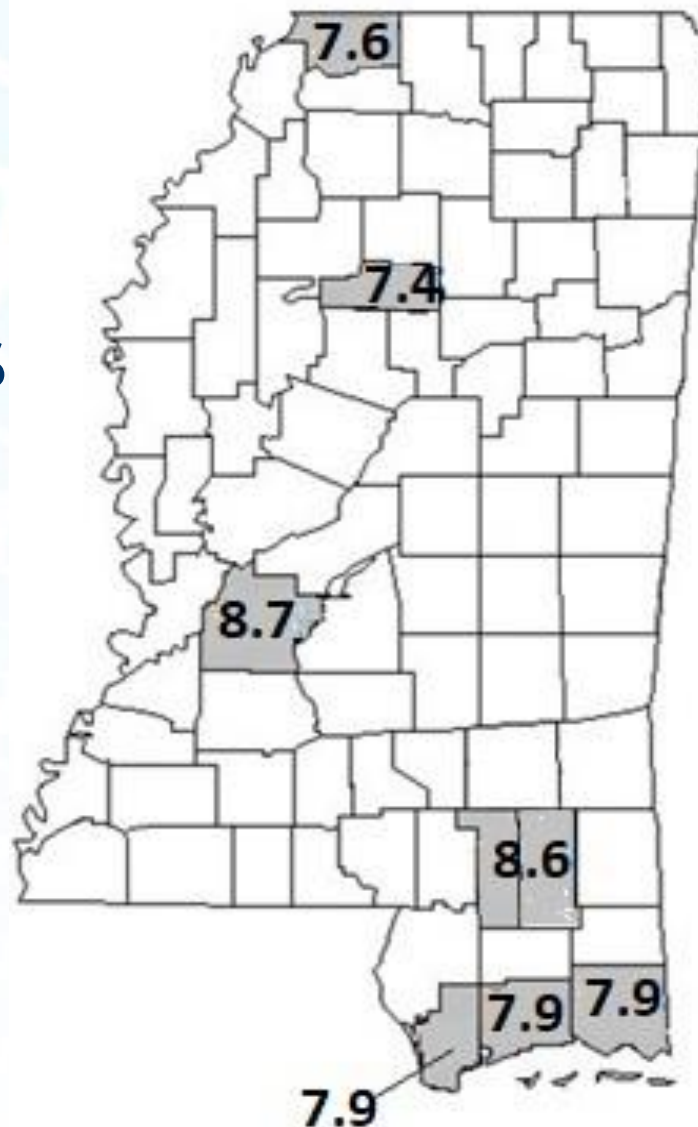
# 10 Year Ozone Trends

10 Year Ozone Design Value Trends All Mississippi Sites 2009-2018

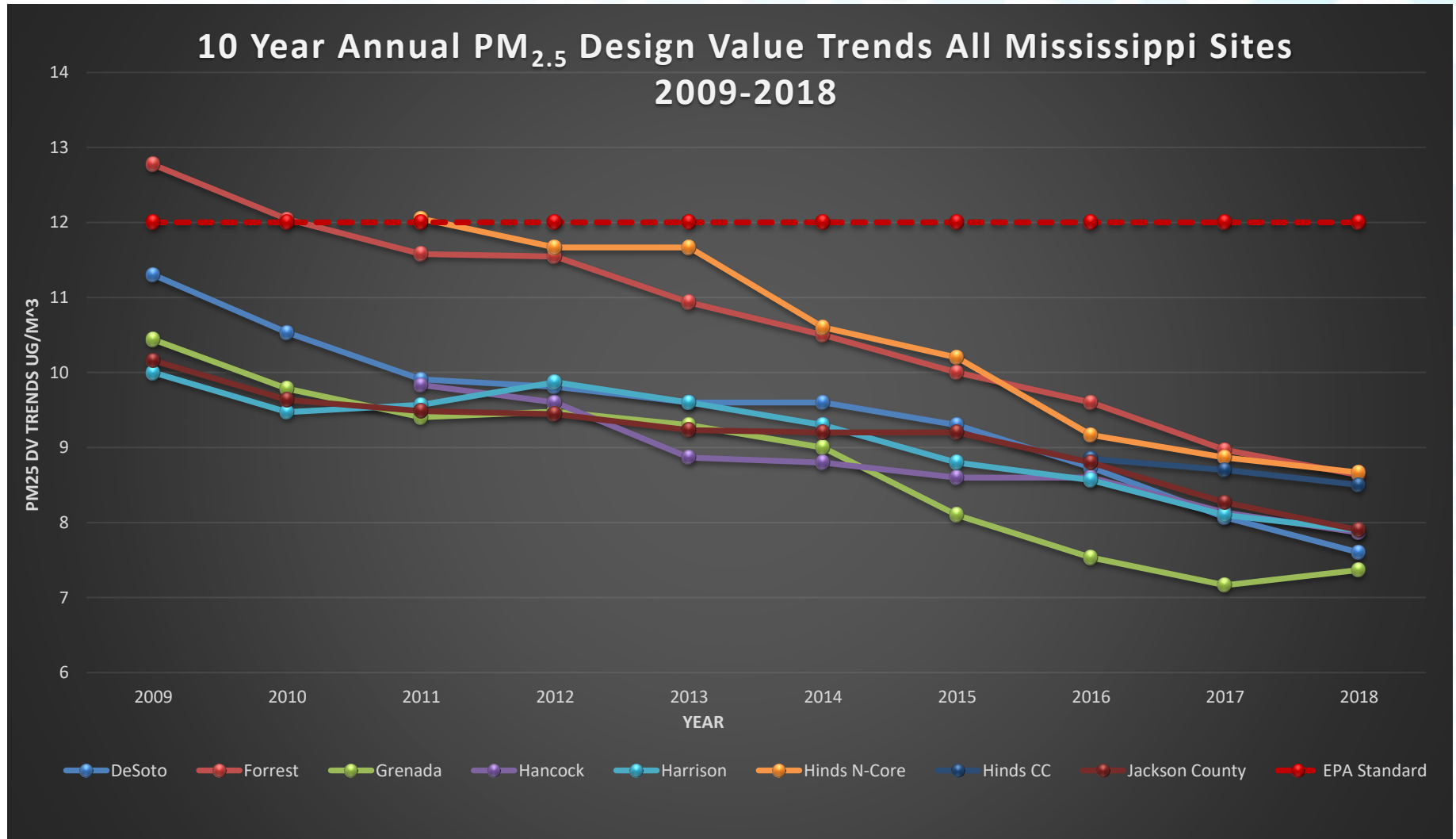


# 2016-2018 Annual PM<sub>2.5</sub> Design Values

- 2012 Standard = 12 µg/m<sup>3</sup>
- 3 year annual mean



# 10 Year Annual PM<sub>2.5</sub> Trends



# 2010 SO<sub>2</sub> NAAQS

- **Round 1 - No designations made for MS**
- **Round 2 (Consent Decree) – 1 source**
  - ❖ Lamar Co. – unclassifiable/attainment
- **Round 3 (DRR) – 5 sources**
  - ❖ 1 shut down
  - ❖ 2 took federally enforceable permit limits
  - ❖ 2 modeled
    - ◆ Choctaw Co. & Jackson Co.
  - ❖ Remaining 81 counties designated unclassifiable/attainment
- **Round 4 (DRR) – No sources in MS**



# 2010 SO<sub>2</sub> NAAQS - DRR Reporting

- **Due July 1**
- **Requires 30 day notice (website)**
- **3 sources that modeled**
  - ❖ Lamar Co.
  - ❖ Choctaw Co.
  - ❖ Jackson Co.
- **Evaluate whether emissions have changed to warrant new modeling**
  - ❖ So far emissions are at or below modeled rates
- **Attempting to remove Lamar Co. from reporting since the source switched from coal to natural gas**

# SIPs In Progress

- **Regional Haze**
  - ❖ Fine tuning submission as we speak
- **2015 Ozone Infrastructure**
  - ❖ Submitted August 2019
- **2010 SO<sub>2</sub> Infrastructure**

# 111(d) - Affordable Clean Energy Rule

- **July 8, 2019 Affordable Clean Energy Rule Published**
  - ❖ Effective September 6, 2019
- **2 Facilities in MS**
  - ❖ 4 affected sources/designated facilities
- **Plan to meet with facilities in October to begin developing the state plan**

# 111(d) - Municipal Solid Waste Landfills

## ■ Current Applicability

- ❖ No sources subject to the  $C_c$  state plan requirements in the 90's
  - ◆ negative declaration
- ❖ 16 sources subject to NSPS WWW
- ❖ 1 source subject to NSPS XXX

## ■ Future Applicability

- ❖ Approximately 22 sources will subject to a  $C_f$  state plan
- ❖ 2 sources subject to NSPS XXX

- **Will NSPS WWW sunset or will sources opt to comply with MACT AAAA provisions to consolidate operating, monitoring, recordkeeping, and reporting requirements?**

# Permitting

## > Staffing

- ❖ 13 permit engineers (3 vacant)
- ❖ 2 managers
- ❖ 1 functional expert

## > Construction Permitting

- ❖ Kiln upgrades at lumber mills – PSD
- ❖ Pellet mills – PSD and avoidance
- ❖ Oil and gas
- ❖ Crematoriums

## > Oil Production General Permit

- ❖ First air-only GP
- ❖ At public notice

## > Title V Permitting

- ❖ 77 actions in FY2019
  - ◆ 5 new, 38 renewal, 20 new SMOP, 14 other
- ❖ 113 backlogged
  - ◆ applications older than 180 days

## > Issues

- ❖ Getting good emissions numbers from pellet mills
- ❖ Everybody wants modeling
- ❖ Retirements
- ❖ Difficult to retain young staff

# Compliance

## ■ Staffing

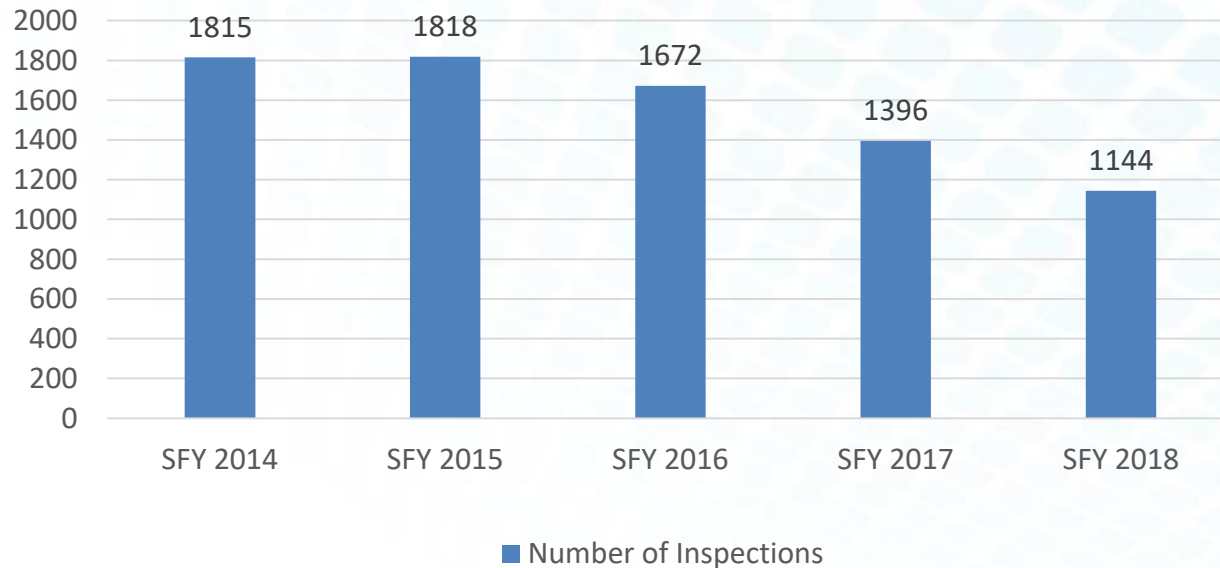
- ❖ 9 permit engineers (1 vacant)
- ❖ 2 managers
- ❖ 1 functional expert

## ■ Functions

- ❖ Annual TV inspections
- ❖ SMOP inspections once per permit term
- ❖ Stack test reviews

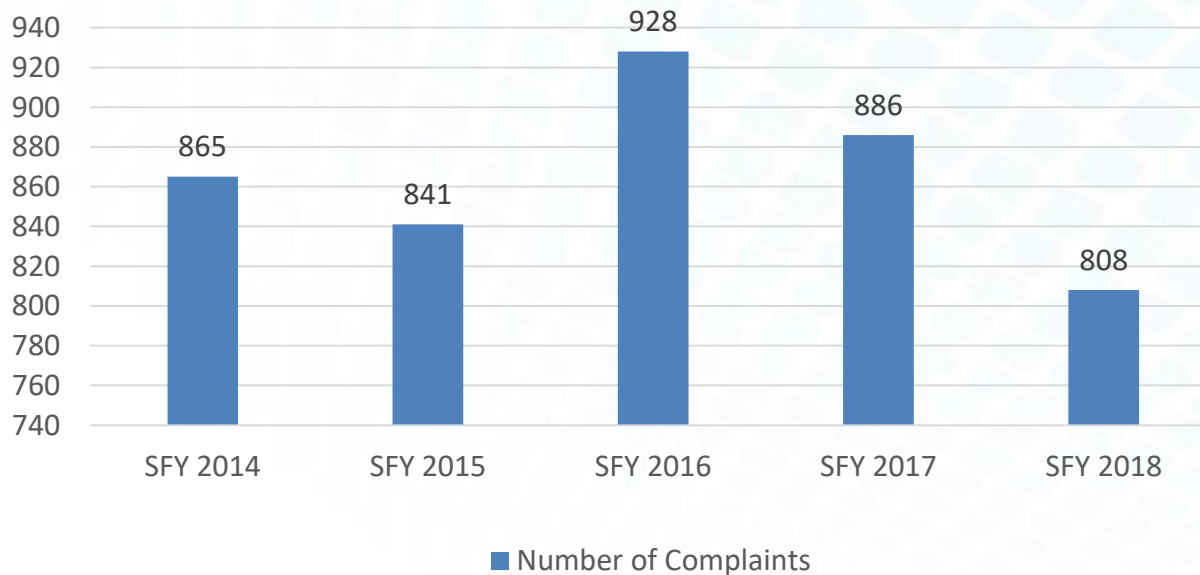
# ECED/FSD SFY 2018 Inspection Summary

- ECED and Field Services Division conducted **1144** on-site inspections during SFY 2018 - 231 air & 913 water.



# ECED/FSD SFY 2018 Complaints Summary

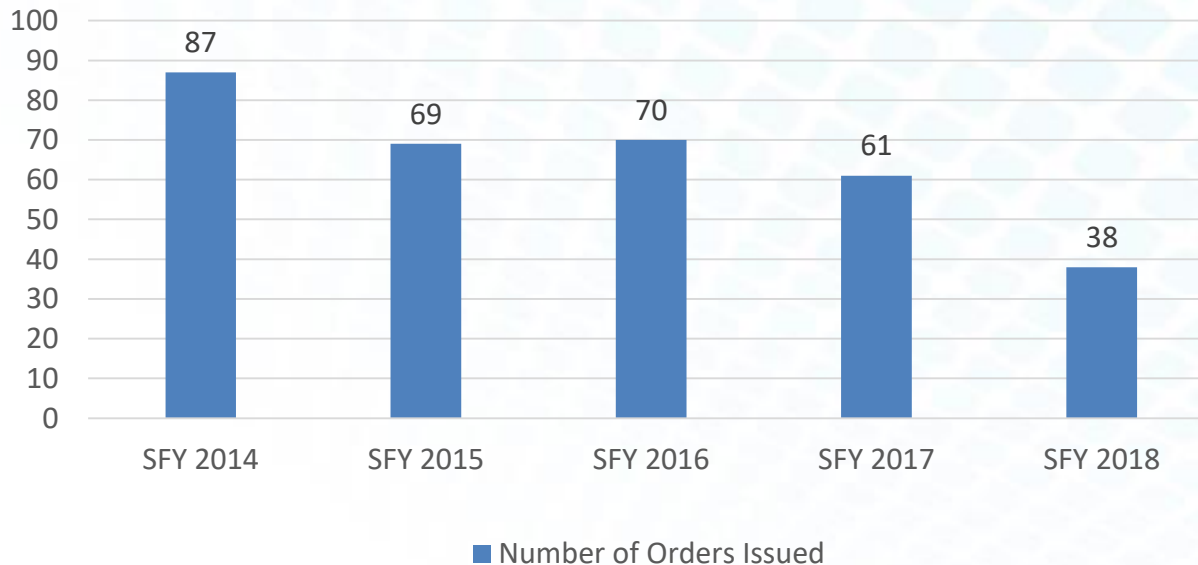
- ECED and Field Services Division received and addressed 808 complaints during SFY 2018.





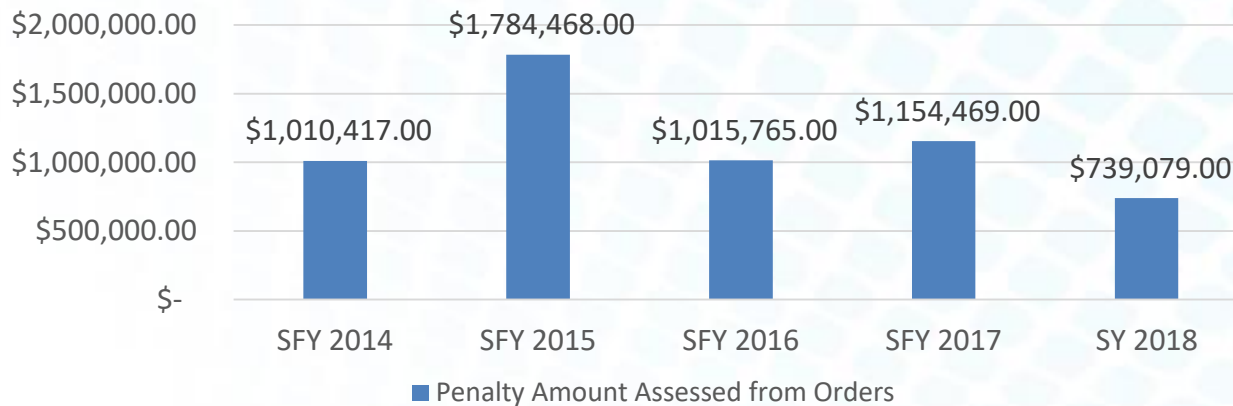
# ECED/Waste SFY 2018 Enforcement Summary

- **ECED & Waste Division actions resulted in 38 orders being issued for non-compliance with air, water, solid waste, and hazardous waste regulations and permits.**



# ECED/Waste SFY 2018 Summary

- **31 of the 38 orders contained provisions for a penalty with a total assessed penalty amount of \$739,079.**



Note: In limited instances, and only with Executive Management approval, MDEQ may allow the use of Supplemental Environmental Projects (SEP's). No orders in SFY 2018 allowed the use of a SEP. In the past few years, only SEP's associated with the Diesel Emission Reduction Act (DERA) have been approved.

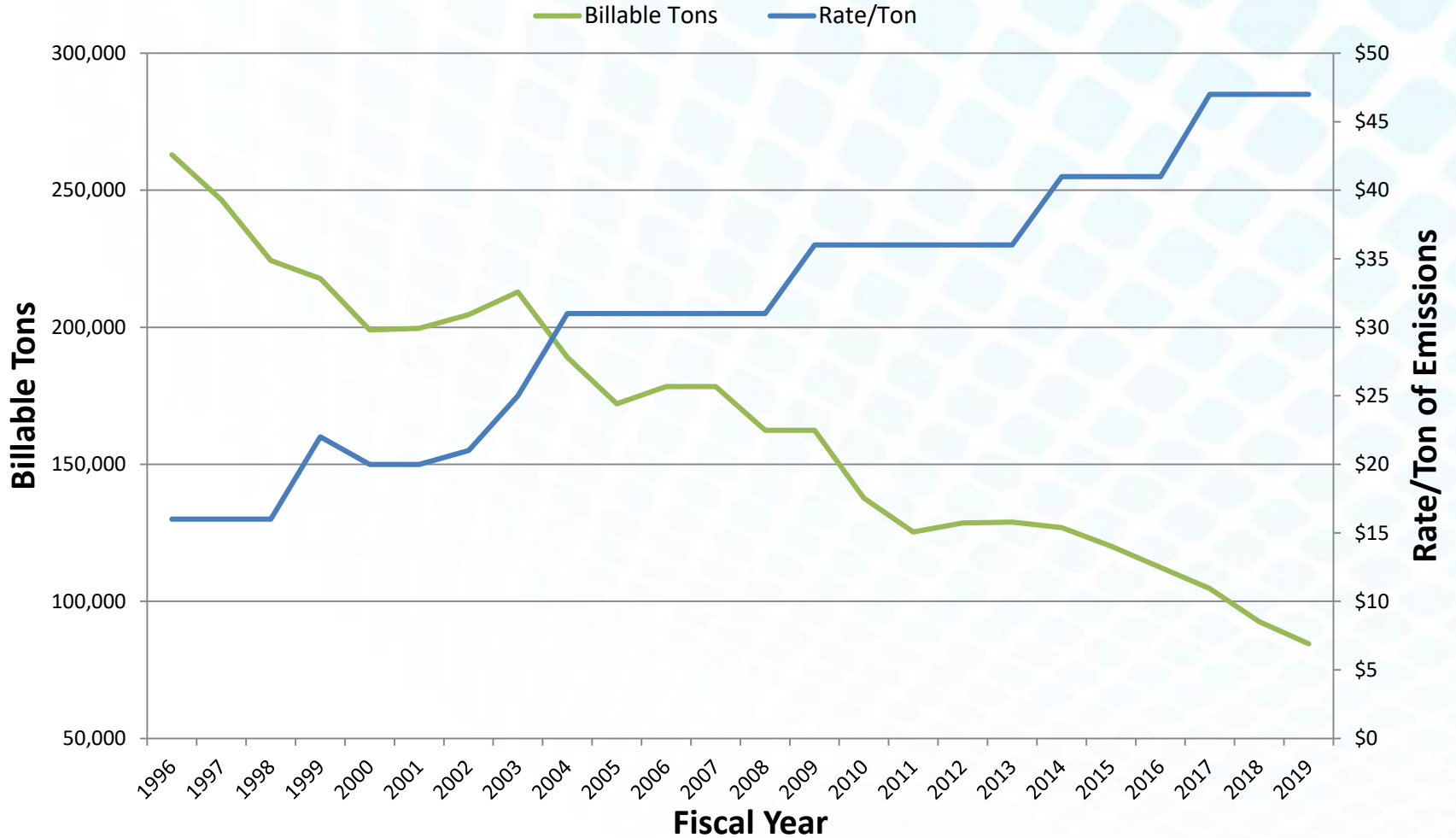
# Risk Management Program (RMP)

- **Mississippi has delegation of the program.**
- **146 sources**
- **Conduct approx. 50 inspections per year**
- **Revising inspection report form to incorporate 2017 amendments.**
  - ❖ Trying to wait on the proposed revisions to the amendments to become final to revise one time.

# Volkswagen Settlement

- **\$2.7 billion VW Mitigation Trust Fund**
- **MS designated beneficiary of \$10 million – January 29, 2018**
- **Proposed Beneficiary Mitigation Plan (BMP) -February 15, 2019**
- **3 regional public hearings held in March**
- **Comment period closed March 26, 2019**
- **Evaluated comments and submitted final BMP to the trustee for approval**
- **Project application package has been drafted**
- **MDEQ's VW Mitigation Trust website**  
<https://www.mdeq.ms.gov/air/vw-mitigation-trust/>
  - ❖ Draft BMP
  - ❖ Eligible projects
  - ❖ Project application package (Fall 2019)

# Title V Fee Trends



# Title V Fees - Program Changes

## ■ Why

- ❖ Adequately fund the program
  - ◆ We just need our 5 million (ish) dollars
  - ◆ Haven't generated 5 million dollars in 10 years
- ❖ Equitably fund the program
  - ◆ Top 5% of sources pay 50% of the program
  - ◆ 50% of sources' fee doesn't cover agency time/expenses

## ■ Most changes require legislative action

- ❖ Proposed a bill in 2018 session (DOA)
- ❖ Plan to try again in 2020 session

## ■ Title V Advisory Council

- ❖ 7 members (3 from regulated community)

## ■ Title V Fee Restructure Workgroup

- ❖ 12 members from regulated community using monetary cross-section

**Rock-it says time to go home!**

